

mSpa
2022-2023

MSPA 2022-2023 COLLECTION OVERVIEW AU



MSPA HOT TUB GLOBAL
WWW.THE-MSPA.COM

AU VERSION

2022 - 23

Enjoy the **MOMENT**

As a globally renowned spa provider, we focus on bringing luxury spa experiences to more homes, easier. Find peace for your mind, body, and soul in our modern inflatable spas packed with high tech features and aesthetic design. Get healthy, enjoy life, and Enjoy the Moment with MSpa.

mspa



ENJOY THE MOMENT





MSPA 2022 - 23

CONTENTS.

• 08 **MSPA COLLECTION**
Discover our entire collection with one glance.

• 12 **WHY MSPA**
Intelligent, hygienic, and considerate. Allow us to surprise you with our innovative technology and features.

• 28 **FABRIC & FINISHES**
From heavy-duty fabrics to premium exteriors.

• 30 **FRAME SERIES**
FRAME stands out of all inflatable hot tubs with its super stiff spa tub.

OSLO P.34	TRIBECA P.36	MONO P.40	NAVAL P.42
TUSCANY P.46			

• 48 **MUSE SERIES**
Equipped with adjustable hydromassage jets, MUSE delivers a supreme relaxation experience.

INDIGO P.52	CARLTON P.56	OTIUM P.58
----------------	-----------------	---------------

• 62 **URBAN SERIES**
Equipped with the latest technologies, the URBAN series is perfect for those wanting to experience a bit of everything.

NEST P.66	VITO P.68	BRISTOL P.70	AURORA P.72
--------------	--------------	-----------------	----------------

• 76 **PREMIUM SERIES**
Retaining its classic cover design, PREMIUM collection offers both physical and mental enjoyment.

SOHO P.80	CAMARO P.82
--------------	----------------

• 84 **COMFORT SERIES**
Featuring all the basic functions to begin your spa experience, our COMFORT series is the best starter spa for your home!

TEKAPO P.90	BERGEN P.92	OTTOMAN P.94	FERMO P.96
STARRY P.98	METEOR P.100		

• 104 **ACCESSORIES**
Upgrade your spa experience with a selection of rich accessories and add-ons.

• 114 **QUICKFINDER & PACKAGE**
Choose the best MSpa for you with our Quickfinder and overview guide.

• 128 **COMPANY AND BRANDS**
Learn more about ORPC and MSpa.




FRAME

The FRAME series combines modern design with outstanding performance. With their rigid exterior, these spas are the closest to a traditional hot tub appearance.

MUSE

The MUSE series offers unrivaled tranquility with its additional JET hydro-massage experience.



URBAN

The URBAN series comes equipped with premium spa technology and features our most intelligent setup yet. Relax while our M-One auto-inflation does the work.



PREMIUM


The PREMIUM series offers a unique range of designs with its removable cover. As beautiful as it is functional, this series is sure to start a conversation.



COMFORT

Our COMFORT series provides all our essential features to begin your spa experience such as bubble massage.





PERFORMANCE


At MSpa we strive to make the best experiences with the most advanced technology accessible to more homes. This is the driving force behind our designs and why we have ensured there is an MSpa to suit each and every person's unique needs.

Discover our latest innovations and finishes to learn why Mspa is the industry leader in providing at home comfort.

HYDROMASSAGE JETS PLUS

Going beyond just comfort, hydromassage provides amazing health benefits for your mental and physical health. Enjoy an immersive at home experience that has been shown to relieve muscle soreness and tension, soothe minor aches and pains, and reduce stress and anxiety.

- A powerful 1100W jet pump offers our strongest water jet system to create the most relaxing massage experiences.
- The jet angle and water pressure can both be adjusted to your personal preference.
- 4 sets of 8 nozzles for multiple people to enjoy the massage.
- Warm jets: while enjoying the JET massage, the heater can be turned on to keep the water warm, giving you a real hot spring experience.



Hydromassage Jet

Our original Hydromassage Jets are perfect for beginning your hydrotherapy journey. Offering basic hydromassage, our jets aid in reducing muscle aches and pains while relaxing the body and mind. We've removed complex setups by building our jet pumps directly into the spa control. Set up your spa in one go and pack it up for storage and portability with ease.

All Around Bubble

For a truly immersive experience, our Air Jets Massage System creates thousands of bubbles from the bottom of the spa to surround you from all angles. Unlike our Hydromassage jets which are limited to 3-4 people, our Air Jets Massage System can be enjoyed by everyone in the tub at once! Our spas feature variable-speed bubble systems so you can adjust the bubble level based on your personal preference.

Note: the COMFORT / PREMIUN Series spas only have one bubble level.

Bubble Backup

Our Bubble Backup system directly targets two of the most common problem areas causing discomfort. Enjoy a bubble massage for your shoulders and back by positioning yourself in front of the convenient panels on either side of the control box. The bubbles make direct contact with the skin rather than dispersing into the water for a more powerful massage experience.

The Best Filtration System Ever

MEET MDC.™

Our MSpa Direct Current system is our most advanced filtration system yet. Featuring a brand new DC pump with specialized impeller, the system offers stronger water flow and increased circulation speeds of 1800 liters per hour, a 36% improvement to our previous system and superior to current pumps on the market. Although the system boasts stronger water flow, we've cut energy consumption by 30%! Feel peace of mind as our TURBO fan construction pushes foreign objects through with ease and enjoy for years to come as the new x-ring guarantees 10,000 hours of continuous operation.

2200W PTC


To greatly improve heating performance, we use 2200W PTC heater in the mid to high end range. This heater is not only stronger but also smarter. It can intelligently allocate its power according to the functions that are being activated. When only activate the heater it will run at its full power of 2200W. When the bubble or jet function is on, it will run at a lower power. So even when enjoy the dynamic massage, the water never gets cold.

Whisper Quiet Design

Discover moments of pure tranquility. Every MSpa includes our silent motor! Whether you're deep in conversation with loved ones or looking for some rest and relaxation for yourself, the last thing you need is a noisy motor. We tasked our team with creating a truly silent motor. Our internal control box is surrounded by a spa pool liner to significantly absorb and reduce noise so you can focus on being in the moment.

Portable And Easy to Carry

One of MSpa's greatest advantages is ultra portability. Our patented compact designs are easy to carry and easy to set up or dismantle. We've integrated our advanced control boxes into the spa liner and made them ultra light weight. A built in control box means no fussy extra parts to reinstall every time you move your spa. Transport your spa with ease for road trips or just to get a change of scenery.





WORRY FREE

We want you to get the most out of your spa! That's why we set out to create spas that make maintenance and operation as simple as possible. Our spas are built to work hard, but work smart, so you don't have to work at all.

It's All In Your Palm

MSPA APP.

Say goodbye to the days of reaching over your spa or worse, having to get out of your relaxing soak, just to change some settings.

With our new innovative spa app:

- Have full control of your MSpa at all times right at your fingertips
- Enjoy the easiest operation and usability through our intuitive UI
- Easily receive tips, notices, and alarm messages on the go so you're always in the loop

The MSpa APP is available on all Frame Series and the new Indigo Spa.



Smart Filtration

Our intelligent smart filtration system ensures your water stays clean and ready for your next use. While the spa is in stand-by mode, our smart filtration system turns on automatically to filter every 8 hours. Whether you store your spa indoors or outdoors, it'll always be ready to go for your next relaxation session.

Note: Smart Filtration does not replace water changing and treatment. We recommend users to change the water on a monthly basis and treat water on a weekly basis.




Heating Timer

We all know spas can take some time to heat up and sometimes the time to start heating your spa isn't most optimal. To solve this we introduced heating timers. Simply set a time to wake up your spa heater and go about your day as normal. Our timers can be set 1 to 99 hours in advance so you can plan for any occasion.



Anti-icing™ System

Our Anti-icing System protects your spa and control box from freezing and damage in frigid temperatures by automatically warming the water to 3°C whenever the water falls to less than 1°C. The system acts as a safety measure when a storm rolls in or the spa is accidentally left in sub-zero conditions.



M-ONE™ AUTO INFLATION

Our patented inflation system allows you to set up your spa in one easy step. Press the BUBBLE and UP buttons at the same time to watch your spa magically come together before your eyes. There's no need to install an additional control box and the self-inflation can intelligently monitor pressure to know when to stop inflation. Simply press and go!




Quick Inflation



Smart Touch



User-friendly



UVC

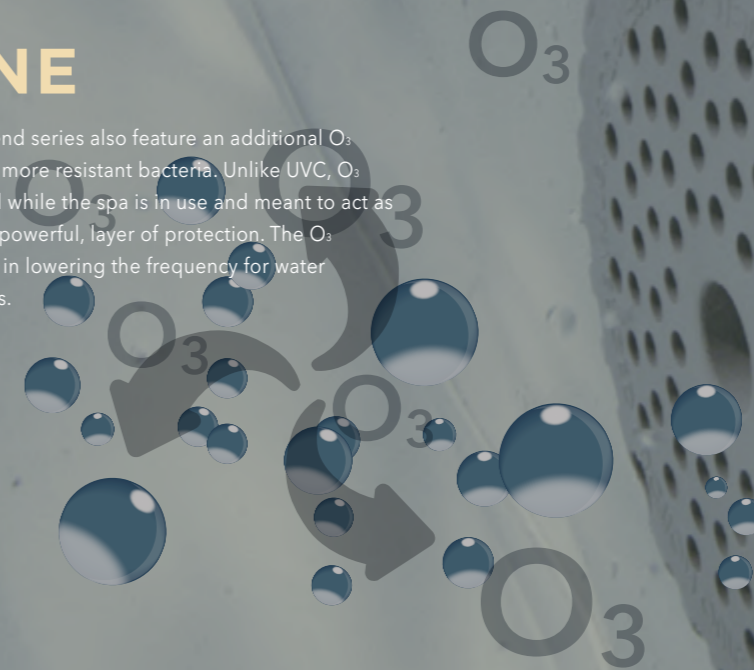
Powerful UVC sanitation kills over 60 disease causing microorganisms and pathogens without the use of harmful chemicals. Our sanitizing chamber is housed inside the spa's control box and continuously sanitizes water that passes through the chamber. Since you will never come in contact with the UVC light, this setting can be turned on while you are enjoying your spa.



TECHNOLOGY

OZONE

Our mid and high end series also feature an additional O₃ generator to target more resistant bacteria. Unlike UVC, O₃ cannot be activated while the spa is in use and meant to act as an extra, and more powerful, layer of protection. The O₃ generator also aids in lowering the frequency for water treatment chemicals.



AESTHETIC

Build beautiful outdoor spaces and indoor spa oasis. At MSpa we prioritize aesthetics just as much as functionality to create spas that not only work great but look great! Utilizing delicate exterior designs we hope every spa doubles as a stunning piece for your home.





TIMELESS STYLE

We utilized plastic wood panels to recreate the beautiful rigidity of traditional spas without sacrificing any of the portability. Strong enough to withstand water pressure, the pieces lock together to create a rigid frame. The pieces are textured with delicate wood-grain like ripples for an aesthetic touch.



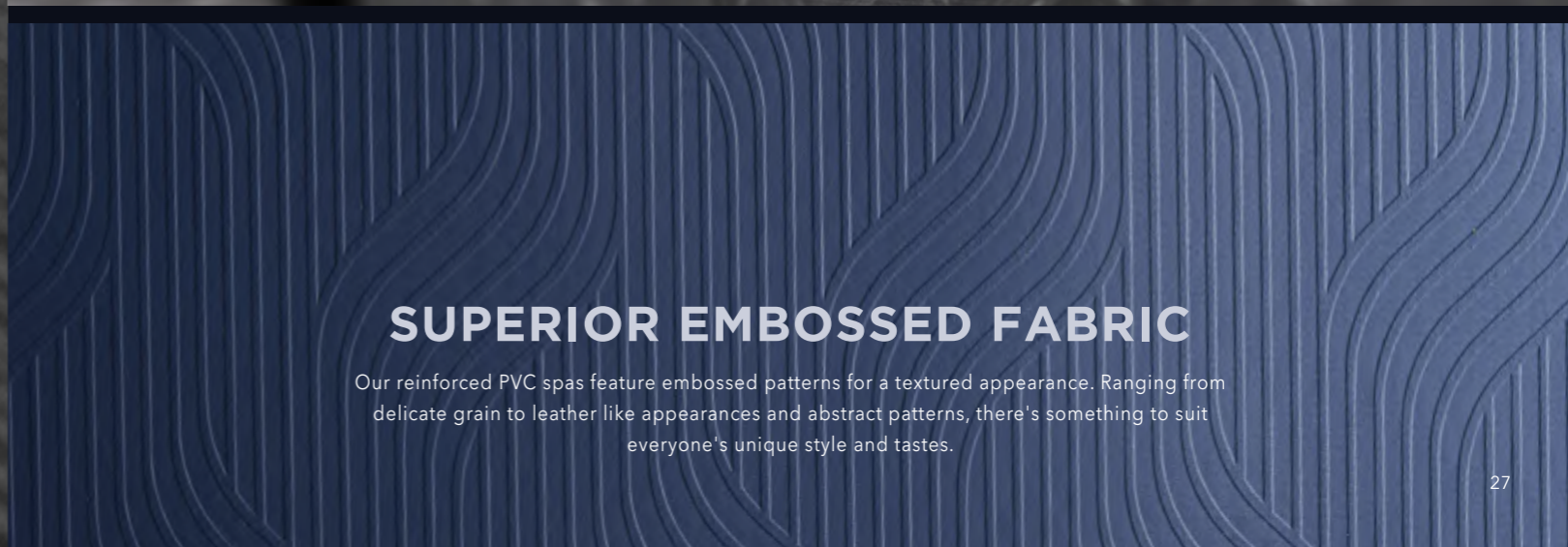
LUXURY COVER DESIGN

We were determined to make our spas stand out and look great. Using a simple liner with a removable cover, we were able to bring our wildest concepts to life without sacrificing on the spas ability to retain air. Our luxury cover spas feature burlap textures, woven designs, and even exotic crocodile patterns to elevate your home.



VIVID PRINTING FABRIC

For a more exciting spa exterior, our printed leather spas help create a more fun and playful feeling. The printed leather is eye catching and ensures your spa is the centerpiece of your environment. Never one to blend in, these spas are here to make a statement.




SUPERIOR EMBOSSED FABRIC

Our reinforced PVC spas feature embossed patterns for a textured appearance. Ranging from delicate grain to leather like appearances and abstract patterns, there's something to suit everyone's unique style and tastes.

M-shield™
ANTIBACTERIAL FABRIC

Clean water is the most essential foundation of a good hydromassage. Our antibacterial fabric is applied to the inner liners of our spas to enhance the sterilization performance. The fabric releases bactericidal components to reduce the reproduction of bacteria by 99%.

*Conforms to ISO 22196:2011




RHINO-TECH REINFORCED PVC COVER FABRIC

- UV, Frost and Tear Resistant
- Durable and Tough Reinforced PVC
- User Friendly
- Appealing Look
- Eco-friendly
- Supported by MSpa Warranty




PVC Layer
Both Sides

Reinforced Coating Layer
Double Sided



UV Protection Layer

Laminated Fabric Layer



LIGHT UP THE NIGHT

Take your spa experience to the next level with beautiful lighting. Our light up spas feature an LED light strip at the bottom to make your spa GLOW. Translucent fabric elements allow beautiful patterns to shine through for a truly romantic environment for your evening soaks. Switch colours based on your mood and enjoy late into the night.

NON-SLIP BOTTOM

Every detail matters, even the areas no one sees! We created a subtle bump texture on the base of our spas to provide additional friction and grip. The non-slip bottom effectively counters the slipperiness of greasy film and scale formed by microorganisms to prevent dangerous falls.



FRAME SERIES

The FRAME series combines modern design with outstanding performance. Luxury wood-like finishes are applied to the spa body for rigidity and to resemble traditional built-in hot tubs while still maintaining the portability you know and love from MSpa.



Wi-Fi



Hydro Jets
Control Box



All-in-one
Control Box



Hydro
Jets



Variable-speed
Bubble



Heat Tech



Energy
Saving Timer



Anti-icing
System



Smart
Filtration



UVC
Sanitizer



O₃ Ozonator




Anti-bacterial
Fabric



SHAPED LIKE AN ACRYLIC SPA

Our luxurious textured plastic panels look just like real wood, but are lighter and more resistant to climate changes. We used timeless, neutral colours to create soothing and natural designs. When assembled, our spas look just like a high-end acrylic spa without sacrificing on any of the portability and convenience.



INFLATED, BUT RIGID

Our ultra stiff DWF material is unlike any traditional inflatable. Tens of thousands of high-strength threads are pulled taut to support the spa from within and prevent stretching while adding superior stiffness. The material allows us to keep the inflatable liners aesthetically thin without losing performance.



APP CONTROLLED



ALL-IN-ONE CONTROL BOX




2200W PTC

Our new OSLO spa is not only stunning, but features the latest in MSpa technology. This beautiful spa packs all the rigidity of a traditional spa while sporting MSpa's signature portability and ease of installation. Enjoy multiple hydromassage jets in addition to our variable air bubbling technology while a beautiful remote controlled light strip adds a sense of luxury, reating unparalleled ambiance.



LED
LIGHT



OSLO

F-OS063W

120

Air Jets

1100W

Hydro Pump

2200W

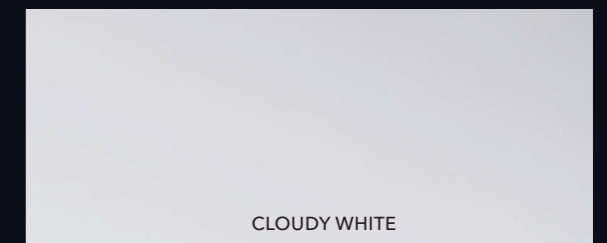
Heater

1800L/Hr

Filter Pump


Dimensions	1.60 x 1.60 x 0.65mH (63" x 63" x 26"H)
Water Capacity	850 L / 224 Gal.
Net Weight	109.6 Kg / 241.6 Lbs
Air Jets	120
Hydro Jets	4 sets (8 adjustable nozzles)
Seating	6
Heat Increasing Rate	1.6 - 2.2°C/Hour

Control System	220 - 240V/50Hz
Heater	2200W
Massage Air Blower	720W - 3 levels (L1: 300W, L2: 500W, L3: 720W)
Jet Pump	1100W
Filter Pump	1800L/Hr
Integrated Ozone Generator	5.5W
Ozone Output	30 - 50Mg/Hr





Our TRIBECA spa features an elegant, dark walnut like finish. This beautiful spa packs all the rigidity of a traditional spa without sacrificing on portability. Surround yourself with 360 degrees of variable bubbles for an immersive relaxation session. For the utmost comfort, enjoy the included head rests and seat cushions.



TRIBECA

F-TR062W

120

Air Jets

6

Seating

2200W

Heater

1800L/Hr

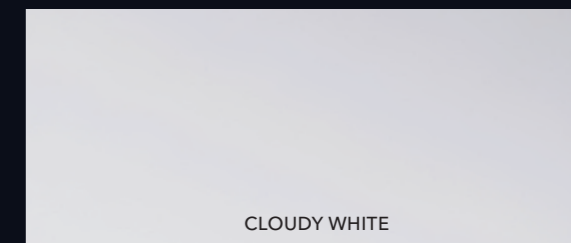
Filter Pump

Dimensions	1.60 x 1.60 x 0.65mH (63" x 63" x 26"H)
Water Capacity	850 L / 224 Gal.
Net Weight	91.7 Kg / 202.2 Lbs
Air Jets	120
Seating	6
Heat Increasing Rate	1.6 - 2.2°C/Hour



DARK WALNUT

Control System	220 - 240V/50Hz
Heater	2200W
Massage Air Blower	720W - 3 levels (L1: 300W, L2: 500W, L3: 720W)
Filter Pump	1800L/Hr
Integrated Ozone Generator	5.5W
Ozone Output	30 - 50Mg/Hr



CLOUDY WHITE



HEADRESTS AND BACKRESTS FOR EASY COMFORT

* Backrests only available in OSLO



FRAME SERIES

HYDROMASSAGE JET PLUS

* Only for OSLO



HIGH STRENGTH PLASTIC WOOD MATERIAL

Looks attractive, durable to use. It is light weighted and easy to install, while can withstands plenty of water.



OLED TOUCH SCREEN

For OSLO




ALL-IN-ONE CONTROL BOX

For TRIBECA



Our MONO is a contemporary dream. Featuring gorgeous champagne gold accent stripes that glimmer and glow in the light, this beautiful spa offers a warm and inviting atmosphere. The design is timeless and eye-catching to work hand in hand with your existing home aesthetics.



MONO

F-MO062W / F-MO082W

138 / 144

Air Jets

6 / 8

Seating

2200W

Heater

1800L/Hr

Filter Pump

Dimensions	1.73 x 0.65mH / 68" x 26"H	1.92 x 0.65mH / 75.5" x 26"H
Water Capacity	930 L / 245 Gal.	1120 L / 295 Gal.
Net Weight	37 Kg / 81.6 Lbs	39.5 Kg / 86.9 Lbs
Air Jets	138	144
Seating	6	8
Heat Increasing Rate	1.5 - 2.0°C/Hour	1.2 - 1.8°C/Hour



Control System	220 - 240V/50Hz
Heater	2200W
Massage Air Blower	720W - 3 levels (L1: 300W, L2: 500W, L3: 720W)
Filter Pump	1800L/Hr
Integrated Ozone Generator	5.5W
Ozone Output	30 - 50Mg/Hr





Like the MONO, our NAVAL offers a cooler, space silver and navy colour scheme to fit brighter spaces. Offering the same stiff DWF material while maintaining a thin aesthetic wall, this stylish spa is sure to make a statement in your home.



NAVAL

F-NA062W

138

Air Jets

6

Seating

2200W



Heater

1800L/Hr

Filter Pump

Dimensions	1.73 x 0.65mH / 68" x 26"H
Water Capacity	930 L / 245 Gal.
Net Weight	37 Kg / 81.6 Lbs
Air Jets	138
Seating	6
Heat Increasing Rate	1.5 - 2.0°C/Hour

Control System	220 - 240V/50Hz
Heater	2200W
Massage Air Blower	720W - 3 levels (L1: 300W, L2: 500W, L3: 720W)
Filter Pump	1800L/Hr
Integrated Ozone Generator	5.5W
Ozone Output	30 - 50Mg/Hr





MONO FABRICS



NAVAL FABRICS



Variable Speed Bubble

Personalize the intensity of your air bubble massage.



Smart Filtration

Our intelligent system will automatically filter regularly for excellent water quality.



UVC Sanitizer

The built in UVC sanitizer can kill bacteria without any harm to the user.



Anti-icing System

As long as your spa is in standby mode, the spa will monitor the water Temperature and prevent it from freezing.

ALL-IN-ONE CONTROL BOX

All your spa controls in one convenient unit! Easily control your spa from your easy to use control center. Our newest all-in-one control box now features a protective cover to shield from harsh outdoor elements such as direct sunlight and extreme weather conditions.





Experience pure luxury. Featuring a clean and contemporary design and paying homage to traditional acrylic spa designs, you won't believe this spa was ultra portable! High quality wood textured paneling is durable while staying light and easy to move. The neutral silver grey colour scheme makes this spa blend seamlessly with your home décor and design.



TUSCANY

F-TU062W

138

Air Jets

6

Seating

2200W

Heater

1800L/Hr

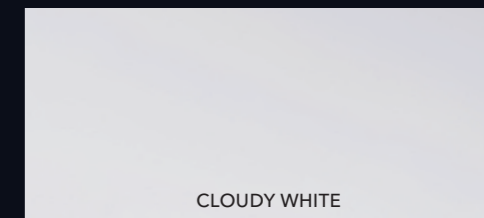
Filter Pump

Dimensions	1.93 x 0.73mH / 76" x 29"H
Water Capacity	1100 L / 291 Gal.
Net Weight	75 Kg / 165.3 Lbs
Air Jets	138
Seating	6
Heat Increasing Rate	1.2 - 1.8°C/Hour

Control System	220 - 240V/50Hz
Heater	2200W
Massage Air Blower	720W - 3 levels (L1: 300W, L2: 500W, L3: 720W)
Filter Pump	1800L/Hr
Integrated Ozone Generator	5.5W
Ozone Output	30 - 50Mg/Hr



SILVER GREY



CLOUDY WHITE

MUSE SERIES

The MUSE series offers unrivaled tranquility equipped with multiple adjustable hydromassage jets and over a hundred bubbling air jets. The modern contemporary designs are minimalistic to blend into your homes.



Wi-Fi



Hydro Jets Control Box



Wired Controller



Hydro Jets



M-one



Variable-speed Bubble



Heat Tech



Energy Saving Timer



Smart Filtration



Anti-icing System



UVC Sanitizer



O₃ Ozonator



Anti-bacterial Fabric



Children Safety Lock





HYDROMASSAGE JETS

Introduce yourself to hydromassage to help soothe muscle aches and pains while relaxing the mind, body and soul.


* Utilized in Carlton and Otium.



HYDROMASSAGE JET PLUS

Featuring powerful 1100W jet pumps for a strong and more luxurious hydro massage experience.

* For Indigo only.



2200W PTC


The 2200W PTC heater not only heats quicker, but also intelligently allocates its power according to the functions currently active on your spa.



UVC SANITIZER

A safe and effective way to sanitize your spa! The built in UVC sanitizer can kill more than 60 disease causing microorganisms and pathogens without any harm to the user.

Introducing the INDIGO, our newest and most powerful hydromassage JETS plus spa. This spa features a modern and minimalistic design with a beautifully textured Juniper Ash exterior. Our new control box offers an easy to reach panel and manages all your spa functions with ease.



INDIGO

M-IN063W

120

Air Jets

1100W

Hydro Pump

2200W


Heater

1800L/Hr

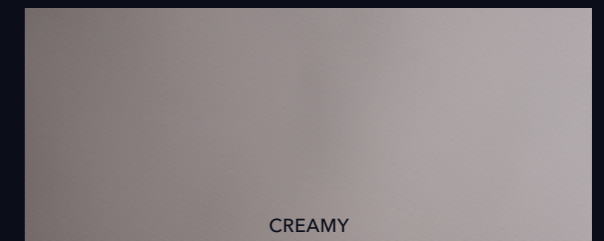
Filter Pump

Dimensions	2.04 x 0.70mH / 80" x 28"H
Water Capacity	930 L / 245 Gal.
Net Weight	56.2 Kg / 123.9 Lbs
Hydro Jets	4 sets (8 adjustable nozzles)
Air Jets	120
Seating	6
Heat Increasing Rate	1.5 - 2.0°C/Hour

Control System	220 - 240V/50Hz
Heater	2200W
Massage Air Blower	720W - 3 levels (L1: 300W, L2: 500W, L3: 720W)
Jet Pump	1100W
Filter Pump	1800L/Hr
Integrated Ozone Generator	5.5W
Ozone Output	30 - 50Mg/Hr



JUNIPER ASH



CREAMY



OLED TOUCH SCREEN

The INDIGO's sleek and foldable OLED touch screen allows you to effortlessly reach and manage all your spa features from the comfort of your spa.



HYDROMASSAGE JET PLUS


Featuring our most powerful 1000W JET pump. Enjoy 8 individually adjustable jet nozzles for a truly customizable massage. Soothe muscle aches and pain right where you need it.

Superior to other brands, while enjoying the JET massage, the heater can be turned on to keep the water warm, giving you a real hot spring experience.



Wi-Fi

The INDIGO is compatible with our MSpa LINK, our advanced mobile APP to control your spa from anywhere at the touch of your fingers.





The CARLTON features a luxe embossed Astral Night outer fabric and brilliant white interior. Three sets of six adjustable hydro jets deliver a powerful massage combined with our variable bubbles for a relaxing experience like no other.



CARLTON

M-CA062

125

Air Jets

6

Seating


2200W

Heater

1800L/Hr

Filter Pump

Dimensions	2.04 x 0.70mH / 80" x 28"H
Water Capacity	930 L / 245 Gal.
Net Weight	42.5 Kg / 93.7 Lbs
Hydro Jets	3 sets (6 adjustable hydro jets)
Air Jets	125
Seating	6
Heat Increasing Rate	1.5 - 2.0°C/Hour



ASTRAL NIGHT

Control System	220 - 240V/50Hz
Heater	2200W
Massage Air Blower	720W - 3 levels (L1: 300W, L2: 500W, L3: 720W)
Jet Pump	225W
Filter Pump	1800L/Hr
Integrated Ozone Generator	5.5W
Ozone Output	30 - 50Mg/Hr



OTIUM

M-OT062

125

Air Jets

6

Seating


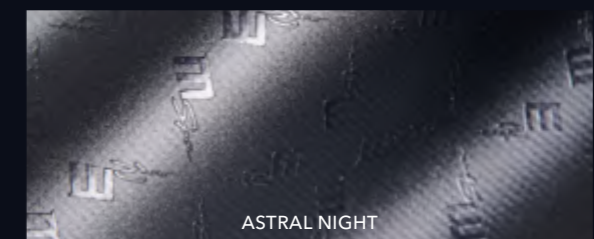
2200W

Heater

1800L/Hr

Filter Pump

Dimensions	1.85 x 1.85 x 0.68mH / 73" x 73" x 27"H
Water Capacity	930 L / 245 Gal.
Net Weight	42 Kg / 92.6 Lbs
Hydro Jets	3 sets (6 adjustable hydro jets)
Air Jets	125
Seating	6
Heat Increasing Rate	1.5 - 2°C/Hour



The OTIUM features a classical square design with our MSpassima embossed exterior and brilliant white interior. Featuring three sets of six adjustable hydrojets and 125 air jets for an invigorating hydromassage.

Control System	220 - 240V/50Hz
Heater	2200W
Massage Air Blower	720W - 3 levels (L1: 300W, L2: 500W, L3: 720W)
Jet Pump	225W
Filter Pump	1800L/Hr
Integrated Ozone Generator	5.5W
Ozone Output	30 - 50Mg/Hr



M-ONE™ AUTO INFLATION

* for M-CA062/M-OT062 only

The smartest inflatable spa EVER. An all new experience to get ready for your hydromassage. Press and go for a hands free setup experience and watch your spa magically inflate itself.

Press BUBBLE & UP buttons together to inflate

- AUTO detects air pressure
- AUTO stops inflation



Quick Inflation



Smart Touch



User-friendly



MUSE SERIES



STRONG WATER JETS

Our Carlton and Otium spas are equipped with hydro massage jets, providing soothing relief for both your body and mind. There are totally 3 sets of 6 jet nozzles, each can be adjusted to a desired massage angle and strength. Even better, all jet pumps are built into the spa liner for easy portability and setup.



ADDITIONAL STORAGE POCKET



JET CONTROL KNOB

URBAN SERIES

The URBAN series comes equipped with premium spa technology and features our most intelligent setup yet. Kick back while our M-One auto-inflation does the work. The UVC and Ozone will free you from heavy daily maintenance.



Wired Controller



Variable-speed Bubble



Heat Tech



Energy Saving Timer



Smart Filtration



Anti-icing System



UVC Sanitizer



O₃ Ozonator



Anti-bacterial Fabric



M-one



Children Safety Lock





M-ONE™ AUTO INFLATION

The smartest inflatable spa EVER. An all new experience to get ready for your hydromassage. Press and go for a hands free setup experience and watch your spa magically inflate itself.

- Press BUBBLE & UP buttons together to inflate
- AUTO detects air pressure
- AUTO stops inflation



Quick Inflation



Smart Touch




User-friendly



VARIOUS SIZE OPTIONS

The URBAN series offers a wide range of spa sizes to choose from. From our 2-person NEST to our 8-person Bristol, the URBAN Series will suit a variety of household needs. From a quaint city apartment to large backyard patio, we've got you covered.



2200W PTC

Our PTC heater intelligently allocates power depending on the current spa settings. This means working hard to when bringing your spa to temperature and operating at a maintenance temperature while you're enjoying a massage.



SEAT CUSHION



UVC & OZONE

Our NEST was designed with small spaces in mind. Perfect for couples or small households, enjoy all the benefits of your very own at-home spa. The small side-bar is perfect for drinks and snacks while our beautiful Astral Night embossed exterior and brilliant white interior make this spa a statement piece for your space.



NEST

U-NE022

104
Air Jets

2
Seating

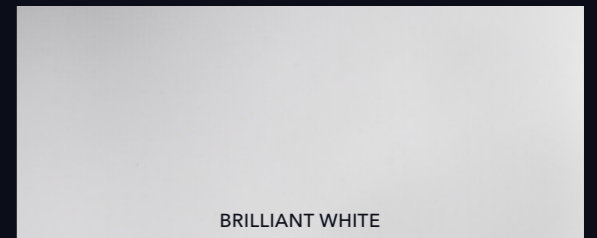
2200W
Heater

1800L/Hr
Filter Pump

Dimensions	1.86 x 1.25 x 0.68mH / 73.2" x 49.2" x 27"H
Water Capacity	550 L / 145 Gal.
Net Weight	28.5 Kg / 62.8Lbs
Air Jets	104
Seating	2
Heat Increasing Rate	2.5 - 3.0°C/Hour

Control System	220 - 240V/50Hz
Heater	2200W
Massage Air Blower	720W - 3 levels (L1: 300W, L2: 500W, L3: 720W)
Filter Pump	1800L/Hr
Integrated Ozone Generator	5.5W
Ozone Output	30 - 50Mg/Hr

ASTRAL NIGHT



BRILLIANT WHITE



Our VITO features an elegant and classic design to fit any modern or contemporary space. It's burnt umber exterior and brilliant white interior create a gorgeous contrast. 125 bubbling air jets will make this spa your favourite backyard activity.



VITO

U-VT062

132

Air Jets

6

Seating


2200W

Heater

1800L/Hr

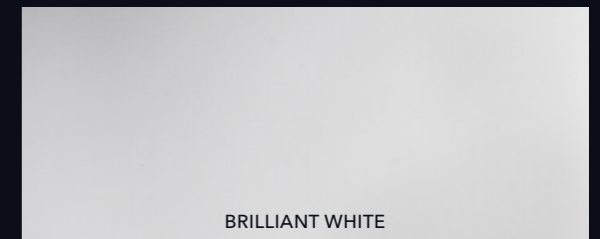
Filter Pump

Dimensions	1.85 x 1.85 x 0.68mH / 73" x 73" x 27"H
Water Capacity	930 L / 245 Gal.
Net Weight	32.5 Kg / 71.7 Lbs
Air Jets	132
Seating	6
Heat Increasing Rate	1.5 - 2°C/Hour



BURNT UMBER

Control System	220 - 240V/50Hz
Heater	2200W
Massage Air Blower	720W - 3 levels (L1: 300W, L2: 500W, L3: 720W)
Filter Pump	1800L/Hr
Integrated Ozone Generator	5.5W
Ozone Output	30 - 50Mg/Hr



BRILLIANT WHITE

Drawing Inspiration from sandy beaches and warm sunsets, our BRISTOL spa features a beautiful mocha exterior. It's neutral colour scheme will effortlessly blend into your contemporary or scandi style spaces and remind you of all the warm memories summer has to offer.



BRISTOL

U-BR062 / U-BR082

138 / 144

Air Jets

6 / 8

Seating

2200W


Heater

1800L/Hr

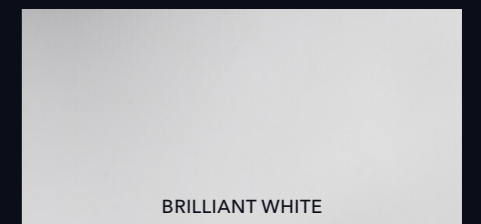
Filter Pump

Dimensions	2.04 x 0.70mH / 80" x 28"H	2.24 x 0.70mH / 88" x 28"H
Water Capacity	930 L / 245 Gal.	1120 L / 295 Gal.
Net Weight	32.5 Kg / 71.7 Lbs	35 Kg / 77.2 Lbs
Air Jets	138	144
Seating	6	8
Heat Increasing Rate	1.5 - 2.0°C/Hour	1.2 - 1.8°C/Hour

Control System	220 - 240V/50Hz
Heater	2200W
Massage Air Blower	720W - 3 levels (L1: 300W, L2: 500W, L3: 720W)
Filter Pump	1800L/Hr
Integrated Ozone Generator	5.5W
Ozone Output	30 - 50Mg/Hr



MOCHA



BRILLIANT WHITE

Light up the night with our AURORA spa. As alluring and romantic as its name, the silver striped transparent inner allows the embedded LED strip to shine. Equipped with 21 dynamic effects and 20 static colours, this spa transitions effortlessly from day to night to keep the party going.



LED
LIGHT



AURORA

U-AU062

138

Air Jets

6

Seating

2200W

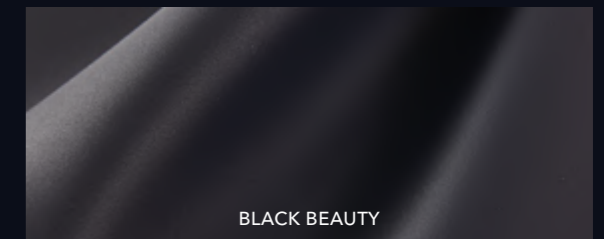
Heater

1800L/Hr

Filter Pump

Dimensions	2.04 x 0.70mH / 80" x 28"H
Water Capacity	930 L / 245 Gal.
Net Weight	33 Kg / 72.8 Lbs
Air Jets	138
Seating	6
Heat Increasing Rate	1.5 - 2.0°C/Hour

Control System	220 - 240V/50Hz
Heater	2200W
Massage Air Blower	720W - 3 levels (L1: 300W, L2: 500W, L3: 720W)
Filter Pump	1800L/Hr
Integrated Ozone Generator	5.5W
Ozone Output	30 - 50Mg/Hr



BLACK BEAUTY



TRANSLUCENT PVC WITH SILVER STRIPES

VARIABLE-SPEED BUBBLE



Proprietary 360-degree airjet system fills the spa with thousands of bubbles, creating a balanced, all-over body massage experience with adjustable 3 levels of intensity! Now you can customize your bubble.


UVC SANITIZER



A safe and effective way to sanitize your spa! The built in UVC sanitizer can kill more than 60 disease causing microorganisms and pathogens without any harm to the user.



AURORA INNER WALL



REMOTE CONTROLLER FOR LIGHT STRIP

PREMIUM SERIES

The PREMIUM bubble spa treatment is designed to deliver a holistic, full body experience. Warm air is pushed through the 360-degree staggered air jet design, creating thousands of bubbles. Just enjoy being surrounded and massaged by bubbles completely.



Wired Controller



Air Jet Bubbles



Heat Tech



Energy Saving Timer



Smart Filtration



Anti-icing System




Anti-bacterial Fabric



Children Safety Lock





MDC™ High-efficiency Filtration System

M Spa Direct Current System, which consists of a newly designed DC pump, specialized impeller, and water flow piping.

- Stronger water flow: The water circulation speed is increased to 1800 Liters per hour, which is 36% better than before. It even costs lower energy than the last generation pump by 30%.
- Safer to use: With the new TURBOFAN construction, the foreign objects will quickly get through the impeller
- Longer service life: The super tough X-Ring guarantees 10,000 hours of continuous operation.

PLUG AND PLAY TECHNOLOGY

Say goodbye to complicated installation and setup. Our plug and play technology makes it easy to take your spa wherever you go. Simply plug your spa in, rotate the knob, and long press the "🌀" button to watch your spa inflate in minutes.



LUXURY COVER DESIGN

Built to stand out. Our PREMIUM series features a unique removable cover which allowed us to bring our wildest design concepts to life without sacrificing on the spa's functionality. Our luxury cover spas feature burlap textures, woven designs, to elevate your home.





Completely surround your body in a blissful cushion of massaging bubbles in the SOHO cube air bath. The extra-spacious square shape allows you to relax fully immersed and supported in luxury. The mesh fabric with leather trim cover gives a bold and contemporary look!



SOHO

P-SH063

132

Air Jets

6

Seating


1500W

Heater

1800L/Hr


Filter Pump

Dimensions	1.85 x 1.85 x 0.68mH (73" x 73" x 27"H)
Water Capacity	930 L / 245 Gal.
Net Weight	34 Kg / 75 Lbs
Air Jets	132
Seating	6
Heat Increasing Rate	1.5 - 2°C/Hour



SOHO

Control System	220 - 240V/50Hz
Heater	1500W
Massage Air Blower	720W
Filter Pump	1800L/Hr



MIST

Pamper yourself with uplifting, renewing bubble spa. Perfectly placed air jets release thousands of cushioning bubbles to massage your body. Camaro features a carbon fiber pattern fabric and chic design. The bath's lavish size provides ample room to move, while the overflow style invites full-body immersion.



CAMARO

P-CA043 / P-CA063

118 / 138

Air Jets

4 / 6

Seating

1500W

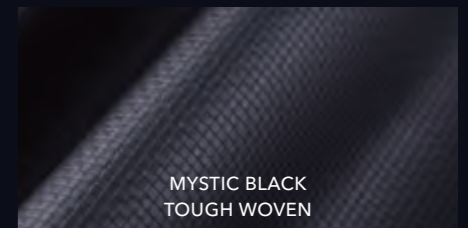
Heater

1800L/Hr

Filter Pump

Dimensions	1.80 x 0.70mH / 71" x 28"H	2.04 x 0.70mH / 80" x 28"H
Water Capacity	700 L / 148 Gal.	930 L / 245 Gal.
Net Weight	30 Kg / 66.1 Lbs	33.5 Kg / 73.9 Lbs
Air Jets	118	138
Seating	4	6
Heat Increasing Rate	1.5 - 2°C/Hour	1.2 - 1.8°C/Hour

Control System	220 - 240V/50Hz
Heater	1500W
Massage Air Blower	720W
Filter Pump	1800L/Hr



COMFORT SERIES

Our COMFORT series provides all our essential features to begin your spa experience such as invigorating bubble massage. All spas in this series are lightweight and easy to to carry and setup. The built-in control box makes installation both easy and effortless.



Wired Controller



Air Jet Bubbles



Heat Tech



Energy Saving Timer



Smart Filtration



Anti-icing System




Anti-Bacterial Fabric



Children Safety Lock



PLUG AND PLAY TECHNOLOGY

Place your hot tub anywhere... your back yard, patio or tote it along in your RV. No time-consuming installation. Benefiting from the patented self-inflation function, you just need to simply remove the spa from its box, plug in, rotate the knob, long press the button "  ", and watch your spa to be inflated in minutes!




STEP 1
Turn the knob anticlockwise to **ON** position.

STEP 2
Press **BUBBLE** to start inflation. Press again to stop when Yellow section of manometer is filled out.

STEP 3
Yellow → Ready to fill water
Green → Ready to enjoy
White → **OVER-INFLATED**
Rotate the valve top anticlockwise to release more air.

STEP 4
Turn the knob clockwise to **OFF** position.

MDC™ High-efficiency Filtration System



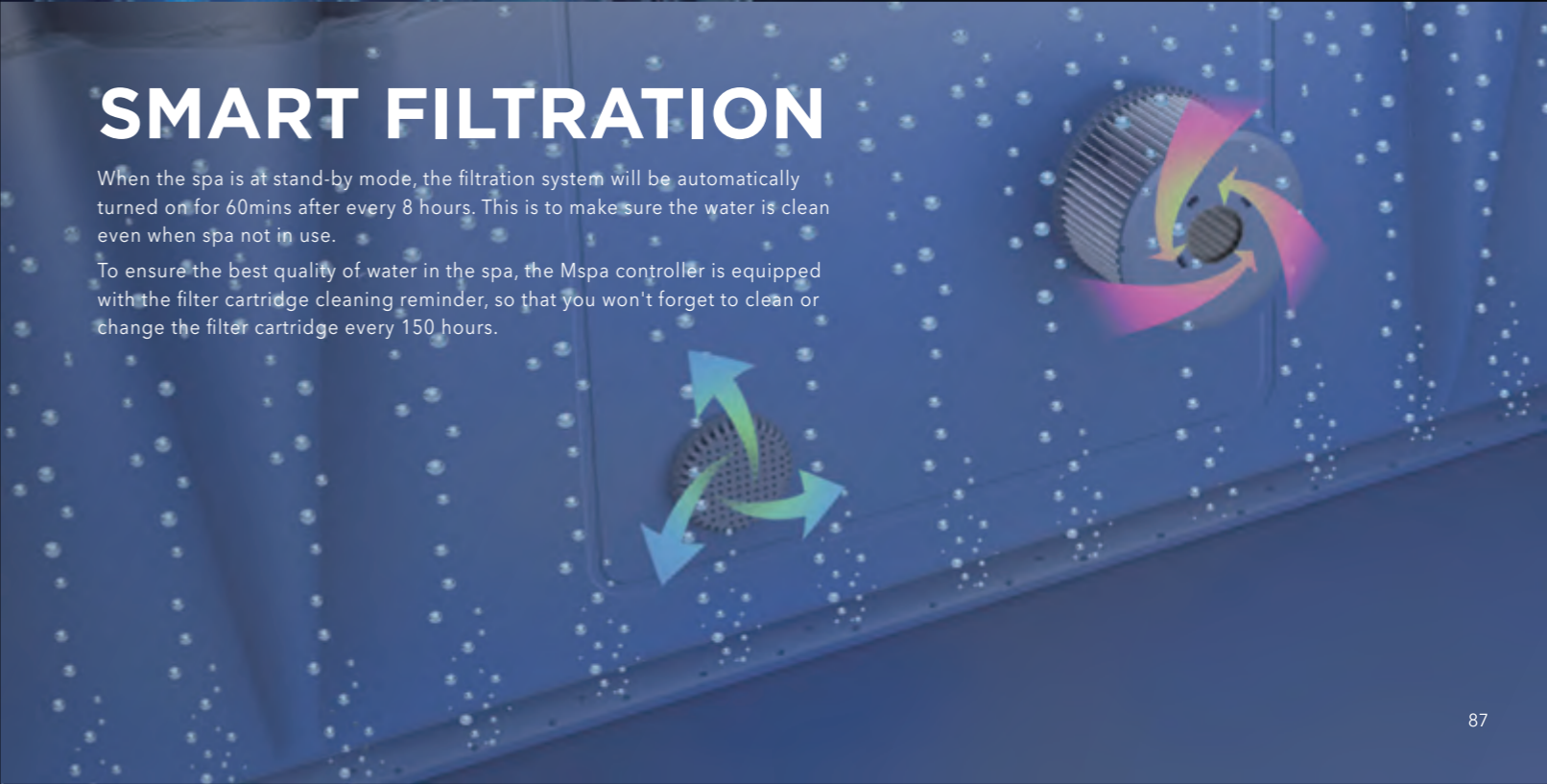
MSpa Direct Current System, which consists of a newly designed DC pump, specialized impeller, and water flow piping.

- Stronger water flow: The water circulation speed is increased to 1800 Liters per hour, which is 36% better than before. It even costs lower energy than the last generation pump by 30%.
- Safer to use: With the new TURBOFAN construction, the foreign objects will quickly get through the impeller
- Longer service life: The super tough X-Ring guarantees 10, 000 hours of continuous operation.

SMART FILTRATION

When the spa is at stand-by mode, the filtration system will be automatically turned on for 60mins after every 8 hours. This is to make sure the water is clean even when spa not in use.

To ensure the best quality of water in the spa, the Mspa controller is equipped with the filter cartridge cleaning reminder, so that you won't forget to clean or change the filter cartridge every 150 hours.



Relax, we've got your back!

BUBBLE BACKUP AIR MASSAGE

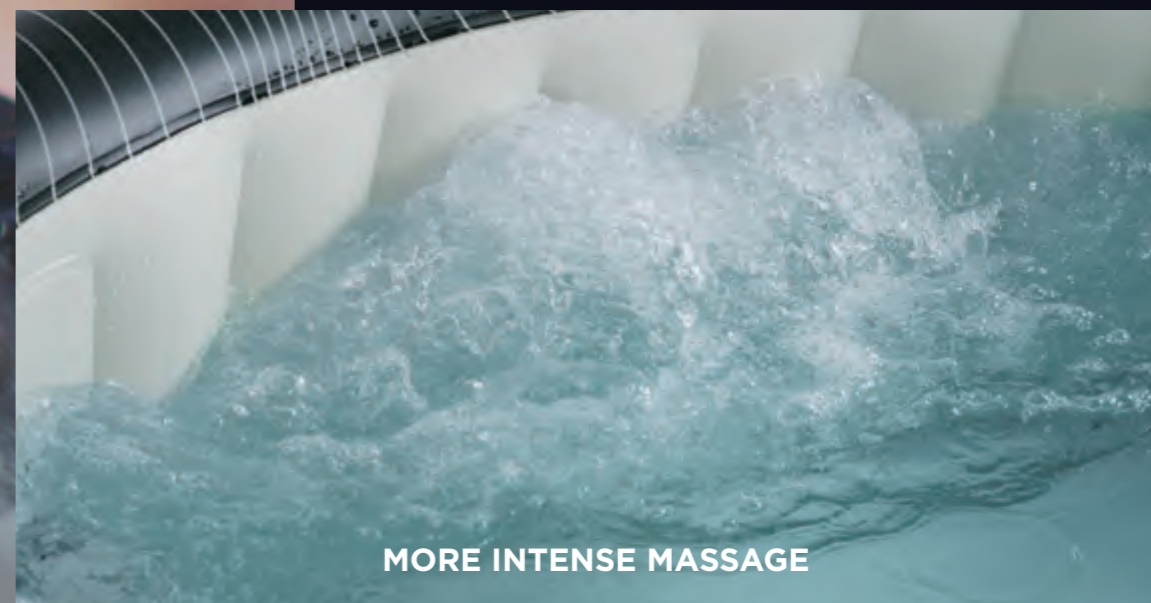
The most common malady for modern busy people is muscle pain in the back and shoulders. Bubble backup function precisely targets these muscle groups to give an overall better massage experience,

- 2 additional bubble area on each side of the control box.
- Create bubbles to massage body from closer contact.
- Provide more intense massage sensation comparing with bottom bubble.

* Only for Fermo / Meteor.



AIR JETS DESIGNED FOR SHOULDER AND BACK



MORE INTENSE MASSAGE

Our TEKAPO features an eye-catching metallic blue interior and premium charcoal grey exterior. Featuring over a hundred bubbling air jets to relax your body and mind, this spa is sure to brighten your space.



TEKAPO

C-TE043 / 063

108 / 132

Air Jets

4 / 6

Seating

1500W

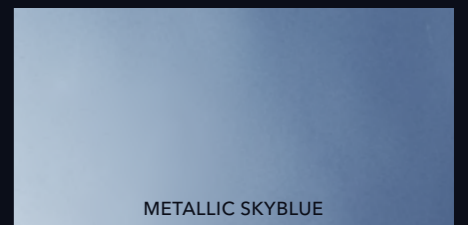
Heater

1800L/Hr

Filter Pump

Dimensions	1.58 x 1.58 x 0.68mH	1.85 x 1.85 x 0.68mH
	62" x 62" x 27"H	73" x 73" x 27"H
Water Capacity	650 L / 171 Gal.	930 L / 245 Gal.
Net Weight	24.5 Kg / 54 Lbs	26.5 Kg / 58.4 Lbs
Air Jets	108	132
Seating	4	6
Heat Increasing Rate	2 - 2.5°C/Hour	1.2 - 1.8°C/Hour

Control System	220 - 240V/50Hz
Heater	1500W
Massage Air Blower	600W
Filter Pump	1800L/hr



Our BERGEN features an eye-catching metallic blue interior and premium charcoal grey exterior for a dark, contemporary design. The spa features over a hundred bubbling air jets for an invigorating massage and is available in three sizes to suit any household. Our 8-person BERGEN is sure to be a crowd pleaser at your next gathering.



COMFORT SERIES

BERGEN

C-BE043 / 063 / 083

118 / 138 / 144
Air Jets

4 / 6 / 8
Seating


1500W
Heater

1800L/Hr
Filter Pump

Dimensions	1.80 x 0.70mH 71" x 28"H	2.04 x 0.70mH 80" x 28"H	2.24 x 0.70mH 88" x 28"H
Water Capacity	700 L / 184 Gal.	930 L / 245 Gal.	1120 L / 295 Gal.
Net Weight	24.5 Kg / 54 Lbs	26.5 Kg / 58.4 Lbs	30 Kg / 66.1 Lbs
Air Jets	118	138	144
Seating	4	6	8
Heat Increasing Rate	1.5 - 2°C/Hour	1.2 - 1.8°C/Hour	0.8 - 1.2°C/Hour



Control System	220 - 240V/50Hz
Heater	1500W
Massage Air Blower	600W
Filter Pump	1800L/hr



The OTTOMAN features a beautiful grey rattan exterior and brilliant white interior. It's modern and contemporary design makes this spa pair well with any space. It's adequate size can comfortably seat six people while over a hundred air jets surround you with invigorating bubbles.



OTTOMAN

C-OM063

138

Air Jets

6

Seating

1500W


Heater

1800L/Hr


Filter Pump

Dimensions	2.04 x 0.70mH / 80" x 28"H
Water Capacity	930 L / 245 Gal.
Net Weight	27 Kg / 59.5 Lbs
Air Jets	138
Seating	6
Heat Increasing Rate	1.2 - 1.8°C/Hour

Control System	220 - 240V/50Hz
Heater	1500W
Massage Air Blower	600W
Filter Pump	1800L/hr



RATTAN TEXTURE



BRILLIANT WHITE

The new FERMO features a dashing herringbone pattern and brilliant white interior. This piece looks fantastic in the great outdoors with its natural colours and design. Featuring 164 air jets with additional bubble massage areas to target your shoulder and back.



FERMO

C-FE063

164
Air Jets



6
Seating

1500W
Heater

1800L/Hr
Filter Pump

Dimensions	2.04 x 0.70mH / 80" x 28"H
Water Capacity	930 L / 245 Gal.
Net Weight	27 Kg / 59.5 Lbs
Air Jets	120+44
Seating	6
Heat Increasing Rate	1.2 - 1.8°C/Hour

Control System	220 - 240V/50Hz
Heater	1500W
Massage Air Blower	600W
Filter Pump	1800L/hr





LED
LIGHT



STARRY

C-ST063

138

Air Jets

6

Seating

1500W

Heater

1800L/Hr


Filter Pump

The STARRY is a beautiful glowing spa featuring LED lighting. The charcoal grey exterior features transparent accents to let light through. Sure to make shining statement on your evening soaks, enjoy over a hundred bubbling air jets for a night to remember.




Dimensions	2.04 x 0.70mH / 80" x 28"H
Water Capacity	930 L / 245 Gal.
Net Weight	27.5 Kg / 60.6 Lbs
Air Jets	138
Seating	6
Heat Increasing Rate	1.2 - 1.8°C/Hour

Control System	220 - 240V/50Hz
Heater	1500W
Massage Air Blower	600W
Filter Pump	1800L/hr



CHARCOAL GREY WITH
TRANSPARENT PATTERN




METALLIC SILVER



Our new METEOR spa was inspired by glorious meteor showers cascading through the night sky. Featuring LED lighting that shines through its deep emerald green exterior with transparent details, it's sure to create a magical environment. With 164 air jets and additional bubble massage areas to target your shoulder and back.

LED
LIGHT



METEOR

C-ME063

164

Air Jets

6

Seating

1500W


Heater

1800L/Hr

Filter Pump

Dimensions	2.04 x 0.70mH / 80" x 28"H
Water Capacity	930 L / 245 Gal.
Net Weight	27.5 Kg / 60.6 Lbs
Air Jets	120+44
Seating	6
Heat Increasing Rate	1.2 - 1.8°C/Hour

Control System	220 - 240V/50Hz
Heater	1500W
Massage Air Blower	600W
Filter Pump	1800L/hr



EMERALD GREEN
WITH TRANSPARENT PATTERN



BRILLIANT WHITE



METEOR



FERMO



STARRY



OTTOMAN

ACCESSORIES

Get more out of your spa with our selection of standard and optional add on accessories. Explore our filter options or treat yourself with one of our luxurious spa headrests.

STANDARD ACCESSORIES

FRAME SERIES



Filter cartridge x 2 & cartridge basex 1



SPA cover with buckle and inflatable bladder for MONO / NAVAL



Buckle spa cover for TUSCANY



Buckle spa cover for OSLO / TRIBECA



Wrench



Foldable ground mat for OSLO / TRIBECA



Heat-preservation foam mat (9pcs/pack)



Inflatable bladder for TUSCANY



Inflatable bladder for OSLO / TRIBECA



Garden hose adapter



Chemical Dispenser



23.5" hand pump with gauge for MONO / NAVAL



Inflation hose and adaptor for OSLO / TRIBECA / TUSCANY




LED Strip for OSLO



Air / water stopper caps (MONO / NAVAL / TUSCANY / TRIBECA)



Air / water stopper caps (OSLO only)



Owner's manual

MUSE SERIES



Filter cartridge x 2 & cartridge basex 1



Garden hose adapter




Buckle spa cover



Inflation hose



Inflation hose and adaptor for INDIGO



Heat preservation mat for M-CA062 / M-IN063W



Heat preservation mat for M-OT062



Inflatable bladder for M-OT062



Inflatable bladder for M-CA062 / M-IN063W



Air / water stopper caps (INDIGO only)



SPA cover with buckle and inflatable bladder for U-BR082



Wrench



LED Strip only for U-AU062



Wicker side bar for U-NE022



Owner's manual




Inflation / deflation adaptor for INDIGO



Wrench



Chemical Dispenser



Owner's manual

PREMIUM SERIES



Filter cartridge x 2 & cartridge basex 1



Garden hose adapter



Inflation hose



Buckle spa cover



Ground buckle mat and top lid (only for SOHO)

URBAN SERIES



Filter cartridge x 2 & cartridge basex 1



Garden hose adapter



Inflation hose



Buckle spa cover



Heat preservation mat (Round spa only)



Inflatable bladder (only for CAMARO)



Inflatable bladder (only for SOHO)



Digital lock for safety (only for CAMARO)



Wrench



Chemical Dispenser

COMFORT SERIES



Filter cartridge & cartridge base



Garden hose adapter



LED Strip only for STARRY / METEOR



Wrench



Chemical Dispenser



Buckle spa cover



Owner's manual



Heat preservation mat (Only for U-VT062)



Heat preservation mat (Only for U-NE022)



Inflatable bladder (6-person Round spa only)



Inflatable bladder (Square spa only)



Inflatable bladder (Only for U-NE022)



OPTIONAL ACCESSORIES



Filter Cartridge

B0303950 / B0303951
 LF90 long fiber filter cartridge. 90 pleats. Twin pack. Additional base is needed for installation.
 Size: ø10.6 x 6.7cm (ø4.2" x 2.6")



Cartridge Base

B0303960
 The base can be used continuously.
 Size : ø7.5 x 8.5cm (ø2.95" x 3.3").



Filter Cartridge Plus Set

B0303952
 Long fiber, 90pleats, filter cartridge*6
 Additional base is needed for installation.
 Size: ø10.6 x 6.7cm (ø4.2" x 2.6")



Filter Cartridge 120 pleats

B0303961 / B0303962
 Twin Pack. Suitable for PREMIUM / URBAN / MUSE / FRAME collections.
 Size: 4.5" X 3.4"(11.5 X 8.6cm)



Comfort Set

B0303959
 Two headrests and one cup holder.
 Headrest: 24 x 23 x 18cm (9.4" x 9.1" x 7.1"). PU, light grey.
 Cup Holder: 26.5 x 25 x 17cm (10.4" x 10" x 7"). PE, light grey.




Cup holder and headrest 2-in-1

B0304063
 Specially designed for DWF spa like MONO or NAVAL. PU material, light grey. Twin Pack.
 Size: 22.5 x 14.2 x 21cm (8.9" x 5.6" x 8.3")



Seat Cushion Set

B0303963
 Twin pack. Filling with water. Champagne gold with pearl white color tone.
 Size: 39 x 30 x 10cm (15.4" x 11.8" x 3.9").



Heat Preservation Mat

One piece bubble mat. Suitable for all Mspa products. Provides better heat retentions result.
 B0304001 - for 4-person round spa ø175cm (ø69")
 B0304002 - for 6-person round spa ø200cm (ø79")
 B0304004 - for 4-person square spa 155.4 x 155.4cm (61" x 61")
 B0304005 - for 6-person square spa 183.2 x 183.2cm (72" x 72")
 B0304003 - for 8-person round spa ø220cm (ø87")



Upgraded Heat Preservation Foam Mat

B0303967 / B0303968
 Waterproof material. Connect each piece to make a square mat (pcs/pack). Protect your spa and deck. Save energy by providing thermal barrier.
 Size: B0303967: 59 x 59 cm/pc (23" x 23")
 B0303968: 68 x 68cm/pc (26.8" x 26.8")



Ice Box & Snack Holder

B0303964

Five cup holders around the side and center storage for ice, drinks or snacks. 65 x 45cm (25.6" x 17.7").



Inflatable Foot Bath

B0303966

Rinse your feet before entering the spa. 88 x 68 x 13cm (34.6" x 26.8" x 5.1").



Offset Patio Umbrella

B0304000

Size: 300cm (10'). Height: 250cm (8'4"). Metal frame, polyester fabric umbrella. Easy installation and maintenance.



Wicker Conversation Set

B0303998

Include 1 table and 2 seats. Seat cushion included. Seat size: 72 x 62cm (28.5" x 24.5"). Table size: Dia. 50cm x 60cmH (Dia.20" x 24"H).



Inflatable Can Cooler

B0303965

Holds drink bottles or towels. This can also be used as ice can to keep drinks cool. 42 x 51cm (16.5" x 20.1").



Floating Lamp

B0303954

5 lighting modes Static mode / Flash Mode /Strobe Mode / Fade Mode / Smooth mode Size: 12 x 12 x 12cm (4.7" x 4.7" x 4.7") charger included.



Cleaning Set

B0304019

It contains all necessary tools for daily cleaning. A scoop net for scooping out debris, leaves, insects. A round brush design perfect for cleaning the inside liner. A scrubber pad removes dirt and grime. Size: Scoop net: 22.5 x 36.7*4.3cm(8.86" x 14.45" x 1.69") Round brush: 14.5 x 13 x 13cm(5.71" x 5.12" x 5.12") Scrubber pad: 17 x 9 x 7cm(6.69" x 3.54" x 2.76")



Underwater LED Light

B0304062

Underwater LED light with a hook and a remote controller, IP68, CE Certified. To hang on the filter cartridge base. Need 3*AA batteries(Not included) for the light and one CR2025 coin battery (Not included) for the controller.

Spa Overall Cover

Protect spa tub from rain and sunshine.

B0303956 - 2 person spa.

195 x 100 x 70cm (77" x 39.5" x 27.5")

B0303955 - 4-person spa.

190 x 70cm (75" x 27.5")

B0303957 - 6-person spa.

215 x 70cm (85" x 27.5")

B0303958 - 8-person spa

235 x 70cm (93" x 27.5")



Inflatable Bladder

Place the cover onto the spa pool. The inflatable bladder provides better heat preservation and rain outflow.

B0303971 - For 4-person round spa

B0303972 - For 6-person round spa

B0303974 - For 4-person square spa

B0303975 - For 6-person square spa

B0303973 - For 8-person round spa

Wicker Surrounding Units

This beautiful surrounds comes in a cool grey color that compliments all of MSpa's exterior color. It fits and adds both practically and aesthetics to your spa location.



For round spa

A: Open Storage Unit


B0303094 - 80x30x58cm (31.5"x11.8"x22.8")

B: Cabinet Storage Unit

B0303093 - 80x30x58cm (31.5"x11.8"x22.8")

C: Wicker Step

B0303095 - 92x30x22cm (36.2"x11.8"x8.7")



For 6 person square spa

A: Open Storage Unit

B0303097 - 85 x 30 x 58cm (33.5" x 11.8" x 22.8")

B: Cabinet Storage Unit

B0303096 - 110 x 30 x 58cm (43.3" x 11.8" x 22.8")

C: Wicker Step

B0303098 - 85 x 30 x 22cm (33.5" x 11.8" x 8.7")

Canopy

B0303999

Keep the spa from UV and wind. Customized for MSpa products. Fit to all sizes of the MSpa products. UPF 50+



Water Test Strip - 3 in 1

B0303969

Test PH level, residue of chlorine and alkali contents, 50 pieces per bottle, shrink package.



QUICKFINDER









Compare all our spas at a glance to choose the one that is right for you.



























	FRAME SERIES	MUSE SERIES	URBAN SERIES	PREMIUM SERIES	COMFORT SERIES
Quick Inflation		Indigo			
Plug & Play				●	●
M-One Auto-inflation		Carlton / Otium	●		
40°C Quick Heating System	2200W PTC	2200W PTC	2200W PTC	1500W PTC	1500W PTC
Heating Timer	●	●	●	●	●
Anti-icing	●	●	●	●	●
Air Jets Massage System	Variable-speed Bubble	Variable-speed Bubble	Variable-speed Bubble	●	●
Bubble Backup					Fermo / Meteor
Hydromassage Jets		Carlton / Otium			
Hydromassage Jets Plus	Oslo	Indigo			
UVC Sanitizer	●	●	●		
Ozone	●	●	●		
Smart Filtration	●	●	●	●	●
MDC Pump	●	●	●	●	●
Wi-Fi Control	●	Indigo			
LED Lighting	Oslo		Aurora		Starry / Meteor













SPECIFICATION









	FRAME SERIES	MUSE SERIES		URBAN SERIES	PREMIUM SERIES	COMFORT SERIES
Control System	220-240V, 50Hz	220-240V, 50Hz		220-240V, 50Hz	220-240V, 50Hz	220-240V, 50Hz
Total Power	2300W	2300W		2300W	2300W	2100W
Heater	2200W	2200W		2200W	1500W	1500W
Massage Air Blower	720W - 3 levels (L1: 300W, L2: 500W, L3: 720W)	720W - 3 levels (L1: 300W, L2: 500W, L3: 720W)		720W - 3 levels (L1: 300W, L2: 500W, L3: 720W)	720W	600W
Filter Pump	1800 L/hr	1800 L/hr		1800 L/hr	1800 L/hr	1800 L/hr
Integrated Ozone Generator	5.5W, 30-50Mg/Hr	5.5W, 30-50Mg/Hr		5.5W, 30-50Mg/Hr	/	/
Jet Pump	1100W (Only Oslo)	225W (Carlton/Otium); 1100W (Indigo)		/	/	/
Warranty	12 months - electric part and spa pool; 24 months - plastic wood frame	12 months		12 months	12 months	6 months - spa pool; 12 months - electric part

		Model	Water Capacity	Net Weight	Hydro Jets	Air Jets		Seating	Heating Increasing Rate	Inside Dimensions	Outside Dimensions	Height	Package
FRAME SERIES		MONO F-MO062W	930 L (245 Gal)	37 Kg (81.6 Lbs)	/	138		6	1.5-2.0°C/Hour	Ø1.63m (64")	Ø1.73m (64")	0.65m (26")	 78 x 54 x 73cm
		NAVAL F-NA062W	930 L (245 Gal)	37 Kg (81.6 Lbs)	/	138		6	1.5-2.0°C/Hour	Ø1.63m (64")	Ø1.73m (64")	0.65m (26")	 78 x 54 x 73cm
		MONO F-MO082W	1120 L (295 Gal)	39.5 Kg (86.9 Lbs)	/	144		8	1.2-1.8°C/Hour	Ø1.81m (72")	Ø1.92m (75.5")	0.65m (26")	 83 x 71 x 61cm
		TUSCANY F-TU062W	1100 L (291 Gal)	75 Kg (165.3 Lbs)	/	138		6	1.2-1.8°C/Hour	Ø1.73m (68")	Ø1.93m (76")	0.73m (29")	 81 x 61 x 62cm 76.5 x 73.5 x 45.5cm

		Model	Water Capacity	Net Weight	Hydro Jets	Air Jets		Seating	Heating Increasing Rate	Inside Dimensions	Outside Dimensions	Height	Package
FRAME SERIES		OSLO F-OS063W	850 L (224 Gal)	109.6 Kg (241.6 Lbs)	4 Sets (8 adjustable hydro jets)	120		6	1.6-2.2°C/Hour	1.40 x 1.40m (55" x 55")	1.60 x 1.60m (63" x 63")	0.65m (26")	 71 x 57.5 x 65.5cm 65.5 x 49.5 x 59cm 138.5 x 61 x 41cm 138.5 x 61 x 23.5cm
		TRIBECA F-TR062W	850 L (224 Gal)	91.7 Kg (202.2 Lbs)	/	120		6	1.6-2.2°C/Hour	1.40 x 1.40m (55" x 55")	1.60 x 1.60m (63" x 63")	0.65m (26")	 71 x 55 x 59cm 138.5 x 61 x 41cm 138.5 x 61 x 23.5cm
MUSE SERIES		CARLTON M-CA062	930 L (245 Gal)	42.5 Kg (93.7 Lbs)	3 Sets (6 adjustable hydro jets)	125		6	1.5-2.0°C/Hour	Ø1.60m (63")	Ø2.04m (80")	0.70m (28")	 85 x 61 x 62cm
		OTIUM M-OT062	930 L (245 Gal)	42 Kg (92.6 Lbs)	3 Sets (6 adjustable hydro jets)	125		6	1.5-2.0°C/Hour	1.45 x 1.45m (57" x 57")	1.85 x 1.85m (73" x 73")	0.68m (27")	 85 x 61 x 62cm
		INDIGO M-IN063W	930 L (245 Gal)	63 Kg (138.9 Lbs)	4 Sets (8 adjustable hydro jets)	120		6	1.5-2.0°C/Hour	Ø1.60m (63")	Ø2.04m (80")	0.70m (28")	 72 x 58 x 67cm 65.5 x 49.5 x 59cm
URBAN SERIES		NEST U-NE022	550 L (145 Gal)	28.5 Kg (62.8 Lbs)	/	104		2	2.5-3.0°C/Hour	1.46 x 0.85m (57.5" x 33.5")	1.86 x 1.25m (73.2" x 49.2")	0.68m (27")	 66 x 44 x 64cm

		Model	Water Capacity	Net Weight	Hydro Jets	Air Jets		Seating	Heating Increasing Rate	Inside Dimensions	Outside Dimensions	Height	Package
MUSE SERIES		VITO U-VT062	930 L (245 Gal)	32.5 Kg (71.7 Lbs)	/	132		6	1.5-2.0°C/Hour	1.45 x 1.45m (57" x 57")	1.85 x 1.85m (73" x 73")	0.68m (27")	 71 x 51 x 64cm
		BRISTOL U-BR062	930 L (245 Gal)	32.5 Kg (71.7 Lbs)	/	138		6	1.5-2.0°C/Hour	Ø1.60m (63")	Ø2.04m (80")	0.70m (28")	 71 x 51 x 64cm
		BRISTOL U-BR082	1120 L (295 Gal)	35 Kg (77.2 Lbs)	/	144		8	1.2-1.8°C/Hour	Ø1.80m (71")	Ø2.24m (88")	0.70m (28")	 72 x 58 x 64cm
		AURORA U-AU062	930 L (245 Gal)	33 Kg (72.8 Lbs)	/	138		6	1.5-2.0°C/Hour	Ø1.60m (63")	Ø2.04m (80")	0.70m (28")	 71 x 51 x 64cm
PREMIUM SERIES		SOHO P-SH063	930 L (245 Gal)	34 Kg (75 Lbs)	/	132		6	1.5-2.0°C/Hour	1.45 x 1.45m (57" x 57")	1.85 x 1.85m (73" x 73")	0.68m (27")	 71 x 51 x 64cm
		CAMARO P-CA043	700 L (184 Gal)	30 Kg (66.1 Lbs)	/	118		4	1.5-2.0°C/Hour	Ø1.40m (55")	Ø1.80m (71")	0.70m (28")	 71 x 51 x 64cm

		Model	Water Capacity	Net Weight	Hydro Jets	Air Jets		Seating	Heating Increasing Rate	Inside Dimensions	Outside Dimensions	Height	Package
PREMIUM SERIES		CAMARO P-CA063	930 L (245 Gal)	33.5 Kg (73.9 Lbs)	/	138		6	1.2-1.8°C/Hour	Ø1.60m (63")	Ø2.04m (80")	0.70m (28")	 71 x 51 x 64cm
COMFORT SERIES		METEOR C-ME063	930 L (245 Gal)	27.5 Kg (60.6 Lbs)	/	164		6	1.2-1.8°C/Hour	Ø1.60m (63")	Ø2.04m (80")	0.70m (28")	 66 x 44 x 64cm
		FERMO C-FE063	930 L (245 Gal)	27 Kg (59.5 Lbs)	/	164		6	1.2-1.8°C/Hour	Ø1.60m (63")	Ø2.04m (80")	0.70m (28")	 66 x 44 x 64cm
		TEKAPO C-TE043	650 L (171 Gal)	24.5 Kg (54 Lbs)	/	108		4	2.0-2.5°C/Hour	1.18 x 1.18m (46.5" x 46.5")	1.58 x 1.58m (62" x 62")	0.68m (27")	 58 x 40 x 64cm
		TEKAPO C-TE063	930 L (245 Gal)	26.5 Kg (58.4 Lbs)		132		6	1.2-1.8°C/Hour	1.45 x 1.45m (57" x 57")	1.85 x 1.85m (73" x 73")	0.68m (27")	 66 x 44 x 64cm
		BERGEN C-BE043	700 L (184 Gal)	24.5 Kg (54 Lbs)		118		4	1.5-2.0°C/Hour	Ø1.40m (55")	Ø1.80m (71")	0.70m (28")	 58 x 40 x 64cm

		Model	Water Capacity	Net Weight	Hydro Jets	Air Jets		Seating	Heating Increasing Rate	Inside Dimensions	Outside Dimensions	Height	Package
COMFORT SERIES		BERGEN C-BE063	930 L (245 Gal)	26.5 Kg (58.4 Lbs)	/	138		6	1.2-1.8°C/Hour	Ø1.60m (63")	Ø2.04m (80")	0.70m (28")	 66 x 44 x 64cm
		BERGEN C-BE083	1120 L (295 Gal)	30 Kg (66.1 Lbs)	/	144		8	0.8-1.2°C/Hour	Ø1.80m (71")	Ø2.24m (88")	0.70m (28")	 64 x 51 x 64cm
		OTTOMAN C-OM063	930 L (245 Gal)	27 Kg (59.5Lbs)	/	138		6	1.2-1.8°C/Hour	Ø1.60m (63")	Ø2.04m (80")	0.70m (28")	 66 x 44 x 64cm
		STARRY C-ST063	930 L (245 Gal)	27.5 Kg (60.6 Lbs)	/	138		6	1.2-1.8°C/Hour	Ø1.60m (63")	Ø2.04m (80")	0.70m (28")	 66 x 44 x 64cm



Sales Office / Capital Mall Plaza, Unit 3306-09, No. 6088 Hu Min Rd, Minhang, Shanghai, China
Headquarter / 1699 Daye Road, Fengxian, Shanghai, China

Reproduction of this catalogue in any form is strictly prohibited. All MSpa® and ORPC® branded products, accessories and logos are registered trademarks of ORPC®. ORPC® reserves the right to change product designs and discontinue any product without prior notice.

© Oriental Recreational Products (Shanghai) Co., LTD.